


HARPERCOLLINS CHILDREN'S BOOKS PRESENTS

Good Day, Good Night

ACTIVITY BOOKLET





Dear Reader,

You can both start and end your day with *Good Day, Good Night*, a never-before-published picture book from beloved author Margaret Wise Brown, which uses her signature word pattern from the classic *Goodnight Moon* that has soothed generations of children to sleep.

When the sun comes up and the day begins, the little bunny says good day to all the familiar things outside. To the birds in the skies and the bees in their hives, to everything one by one. And as the sun starts to set, it's time for the little bunny to say good night.


“Good night, kitty. Good night, bear. Good night, people everywhere.”

We invite you to say “good day” and “good night” with this event kit, which includes:

- Reproducible storytime activities
- “Good day” and “Good night” door hangers
- Decorative event poster
- Bunny standee

We hope you're ready to celebrate both morning and night!

With thanks,
HarperCollins Children's Books



GOOD DAY, GOOD NIGHT

by Margaret Wise Brown
Pictures by Loren Long

ABOUT THE BOOK

When the sun comes up and the day begins, the little bunny says good day to all the familiar things outside. To the birds in the skies and the bees in their hives, to everything one by one. And as the sun starts to set, it's time for the little bunny to say good night.




Good night, kitty
Good night, bear
Good night, people
everywhere



STORYTIME ACTIVITIES

- **A Day in the Life:** Ask the children to think about what they do in the morning, afternoon, and evening on a typical day. Give them several index cards and have them draw and label one of their daily activities on each card. Children should sequence the cards (morning-afternoon-evening activities) and connect them to create a day-in-the-life time line. The cards can be hole-punched and connected with yarn, or glued sequentially onto a strip of paper.
- **Nocturnal vs Diurnal Animals:** List the animals in this story and discuss whether they are nocturnal or diurnal. Ask the children about other animals as well. Create a chart of nocturnal and diurnal animals. Common nocturnal animals include a bat, owl, raccoon, firefly, moth, wolf, and opossum.
- **Night and Day:** Use a globe and a tennis ball to model how the Earth's rotation causes day and night. Then have the children fold a large piece of paper in half. On one half of the paper, they should draw or paint a picture of the sky during the day, and on the other half, a picture of the night sky.
- **Opposites Attract:** On a chart, create a list of opposites with the children. Write a word (e.g. day, good, big) and have the children state its opposite (night, bad, little). Continue until there are 10–12 pairs of words. Then record the list of words onto individual cards. Give the children a set of cards and have them sort the words by pairing up opposites.
- **Rhyme Time:** After reading the story, ask the children if they heard the rhymes used in the story. Reread the story and pause after each page so the children can identify the rhymes. Then assign groups of children a word from the book, and challenge them to come up with as many rhymes for that word as they can. Words might include day, night, sun, cat, rest, up, down.





A DAY IN THE LIFE


What do you do in the morning, afternoon, and evening on a typical day? Use the lines below to write a timeline of your day, from when you wake up to when you go to bed.



MORNING:

AFTERNOON:

EVENING:



RHYME TIME

Did you hear the rhymes in this story? Now it's your turn to come up with as many rhymes for the words in this book as you can. Use the lines below to find rhymes for each word!

DAY:

SAY, MAY, BAY

NIGHT:


SUN:

CAT:

REST:

UP:

DOWN:



NIGHT AND DAY


The art in *Good Day, Good Night* shows how the bunny's world looks different during the day and at night. Draw two pictures below: one of what the sky looks like during the day, and one of what it looks like at night.

DAY






NIGHT






OPPOSITES ATTRACT

In *Good Day, Good Night*, the story shows the opposites of the beginning and end of the day. Draw a line between the opposites in the two lists below!


DAY		END	
GOOD		DARK	
BIG		BAD	
LIGHT		SMALL	
HIGH		LOW	
OUT		NIGHT	
UP		CLOSE	
OPEN		IN	
BEGIN		DOWN	

A blue line is drawn from the word "DAY" on the left to the word "NIGHT" on the right.




Explore the world of **MARGARET WISE BROWN**


Beloved Classics



The Runaway Bunny:
A 75th Anniversary Retrospective
Illustrated by Clement Hurd
ISBN: 9780062489944




Goodnight Moon
Illustrated by Clement Hurd
ISBN: 9780060775858




Big Red Barn
Illustrated by Felicia Bond
ISBN: 9780060207489


New Favorites




Good Day, Good Night
Illustrated by Loren Long
ISBN: 9780062383105



North, South, East, West
Illustrated by Greg Pizzoli
ISBN: 9780060262785




Christmas in the Barn
Illustrated by Anna Dewdney
ISBN: 9780062379863




The Dead Bird
Illustrated by Christian Robinson
ISBN: 9780060289317


Perfect for Tiny Hands




A Child's Good Morning Book
Board Book
Illustrated by Karen Katz
ISBN: 9780062337924



Sleepy ABC Board Book
Illustrated by Karen Katz
ISBN: 9780062337931



The Quiet Noisy Book
Board Book
Illustrated by Leonard Weisgard
ISBN: 9780062484666



The Noisy Book
Board Book
Illustrated by Leonard Weisgard
ISBN: 9780062484659